




# MECHAN CONTROLS PLC

## SS-C Electronic Coded Safety Switch

- Electronic safety switch
- 1 x N/O + 1 x N/C
- 10mm Operating distance
- Dual colour LED Indication
- 500mA Switching
- IP67
- Slim-line ABS Housing
- UL Pending
- CE



UL Pending

### DESCRIPTION

The Mechan SS-C Safety switches are electronic, non-contact safety switches.

Mechan's unique electronic switching provides additional security and a single switching point leading to a more reliable and secure long term safety switching solution.

The SS-C switch is pre-wired with 5 or 10 metres of cable and has a dual colour indicator LED to clearly show the guard status.

The SS-C is fully encapsulated to IP67 and is suitable for use in wet, washdown or dusty areas. Its slim-line package and 10mm switching distance makes the SS-C easy to fit to most guarding systems.

With 1 x N/O and 1 x N/C contact the SS-C is ideal for use with many of the new 'Low Inrush' current safety relays where category 3 or 4 performance is required for a safety application.



Mechan Controls PLC.  
14 Seddon Place, Stanley Industrial Estate, Skelmersdale  
Lancashire WN8 8EB UK  
Tel: +(0)1695 722264 Fax: +(0)1695 729664 Email: sales@mechancontrols.co.uk

For the latest information

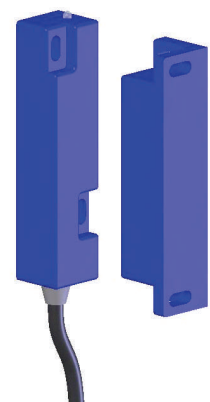
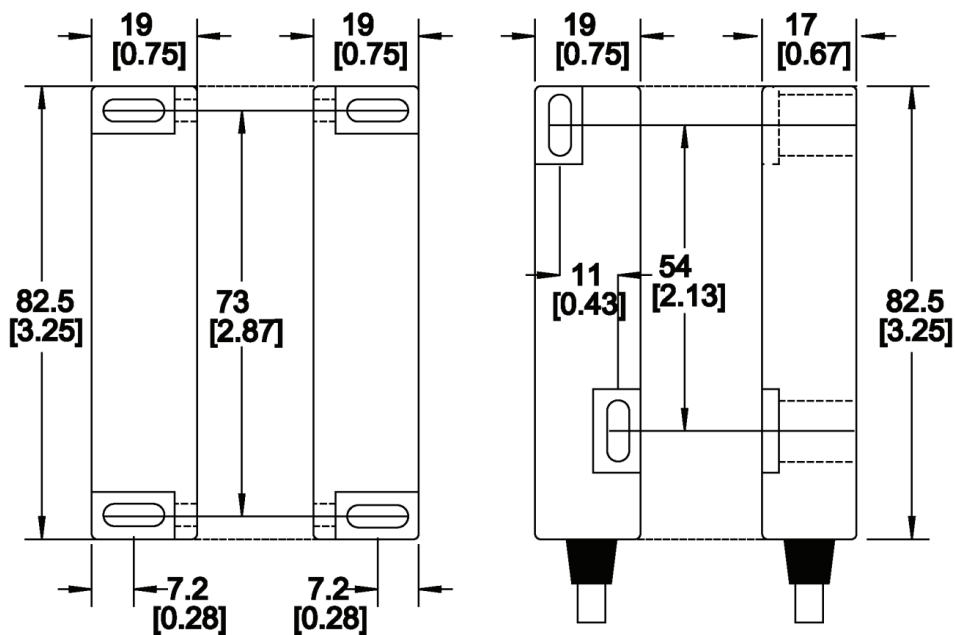
visit our web site at  
[www.mechancontrols.co.uk](http://www.mechancontrols.co.uk)

## TECHNICAL SPECIFICATION

Type	SS-C Electronic Safety Switch
Technology	Electronic
Approvals	CE; UL pending
Power Supply	24vDC
Power Consumption	2VA / 2W
Contact Arrangements	1 x N/O Safety; 1 x N/C Auxiliary
Safety Contact Operating Distance	9mm ON / 10 mm OFF
Safety Contact Rating	AC : 110Vac / 500mA / DC: 24Vdc / 500mA
Auxiliary Contact Operating Distance	9mm OFF / 10 mm ON
Auxiliary Contact Rating	AC : 110Vac / 500mA / DC: 24Vdc / 500mA
External Fuse (Customer Supplied)	300 mA
Dimensions Switch	82.5 x 19 x 17mm
Dimensions Actuator	82.5 x 19 x 19mm
IP Rating	IP67
Cable length	100 metres max
Vibration / Shock	50—100Hz / 10g
Operating Temperature	-10 to +55C
Mounting & Fixture	Target to Target
Construction	Blue ABS Resin Filled

## DIMENSIONS

Dimensions in MM



3 d Layout

# CONNECTIONS

## SS-C SAFETY SWITCH

NOTE

SS-C Shown  
when Actuator  
is not in place.

